


Ice-off user manual



Presented by www.apinnovation.ca

Available at www.mitegen.com

Handle Liquid Nitrogen (LN2) Carefully!




ALWAYS USE PERSONAL PROTECTIVE COVERINGS!

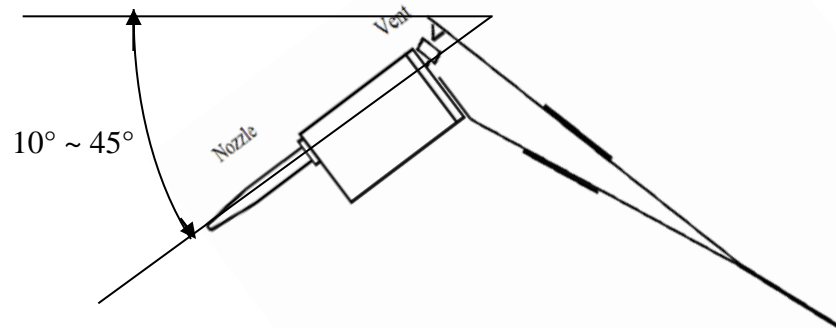
Wear Gloves, Face Shield, Lab Coat and Close-toed shoes

Operation manual

1: Submerge the Ice-off in LN2 with the nozzle point down, wait until the gas vent stops bubbling



2: Lift the Ice-off out of the LN2 with vent at upward position. The best working angle of the Ice-off is nozzle point down at 10° to 45° angle as show in figure on left.



Operation manual

- 3: Aim the LN2 stream at the crystal, squeeze the tweezers to seal the ventilation hole. Be ware of the path of the LN2 stream, make it clear of any equipments and personals
- 4: Dry the unit thoroughly before next use, blow compressed air into the nozzle if necessary

